

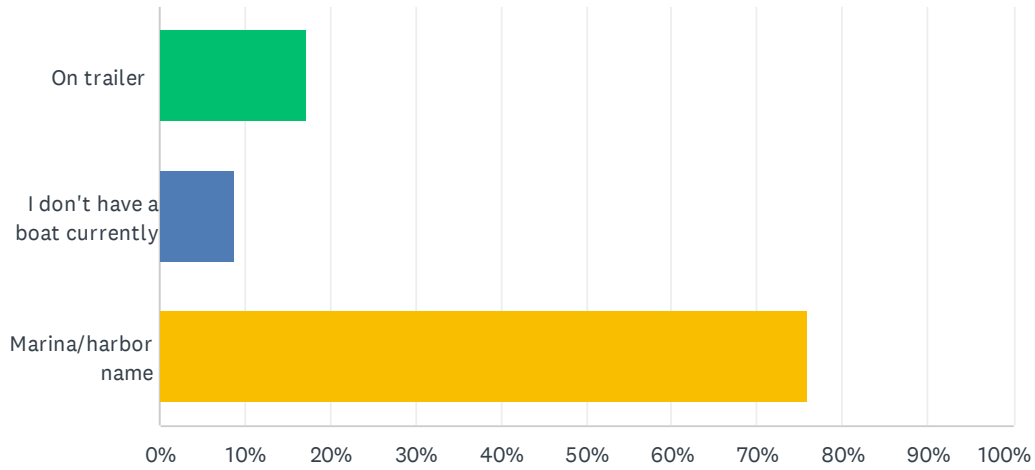
Q1 Thank you for taking the survey. Please enter your name, general location, and email address for our reference. Your information will not be shared or made public.

Answered: 153 Skipped: 1

ANSWER CHOICES	RESPONSES	
Name	100.00%	153
Company	0.00%	0
Address	0.00%	0
Address 2	0.00%	0
City/Town	100.00%	153
State/Province	100.00%	153
ZIP/Postal Code	0.00%	0
Country	0.00%	0
Email Address	100.00%	153
Phone Number	0.00%	0

Q2 Where do you keep your boat now?

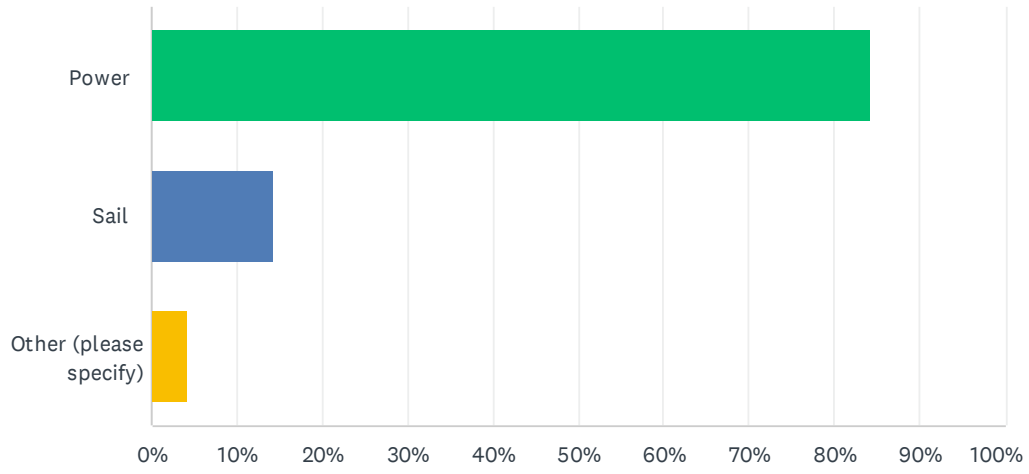
Answered: 150 Skipped: 4



ANSWER CHOICES	RESPONSES	
On trailer	17.33%	26
I don't have a boat currently	8.67%	13
Marina/harbor name	76.00%	114
Total Respondents: 150		

Q3 What type of boat do you have?

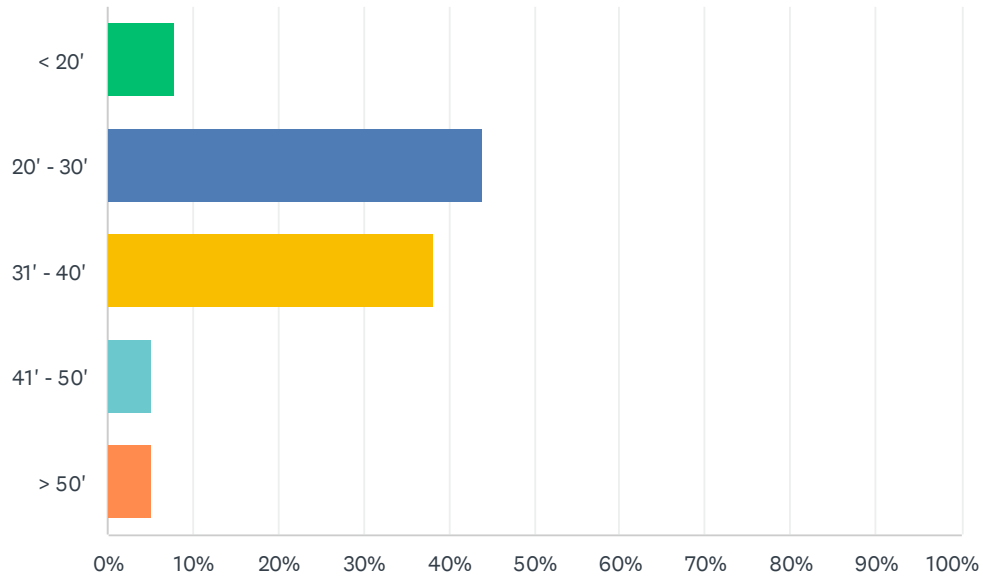
Answered: 140 Skipped: 14



ANSWER CHOICES	RESPONSES
Power	84.29% 118
Sail	14.29% 20
Other (please specify)	4.29% 6
Total Respondents: 140	

Q4 Please indicate your boat's overall length:

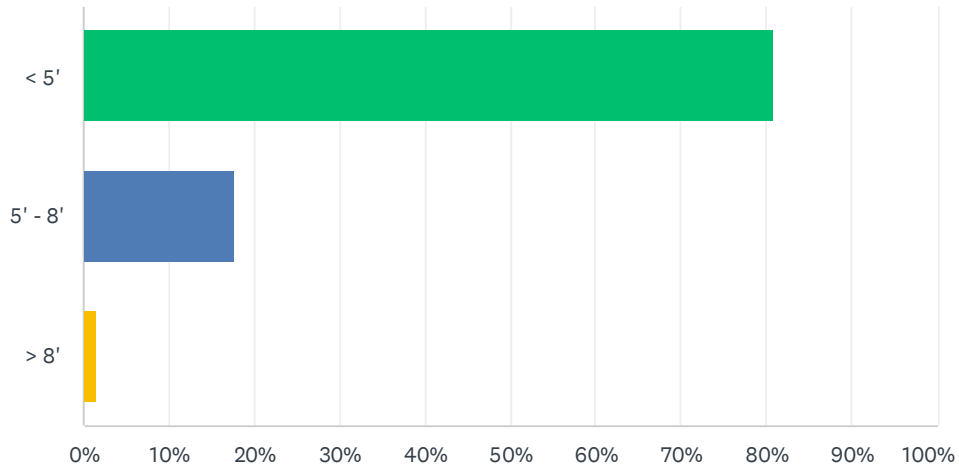
Answered: 139 Skipped: 15



ANSWER CHOICES	RESPONSES	
< 20'	7.91%	11
20' - 30'	43.88%	61
31' - 40'	38.13%	53
41' - 50'	5.04%	7
> 50'	5.04%	7
TOTAL		139

Q5 What is your boat's draft (depth)?

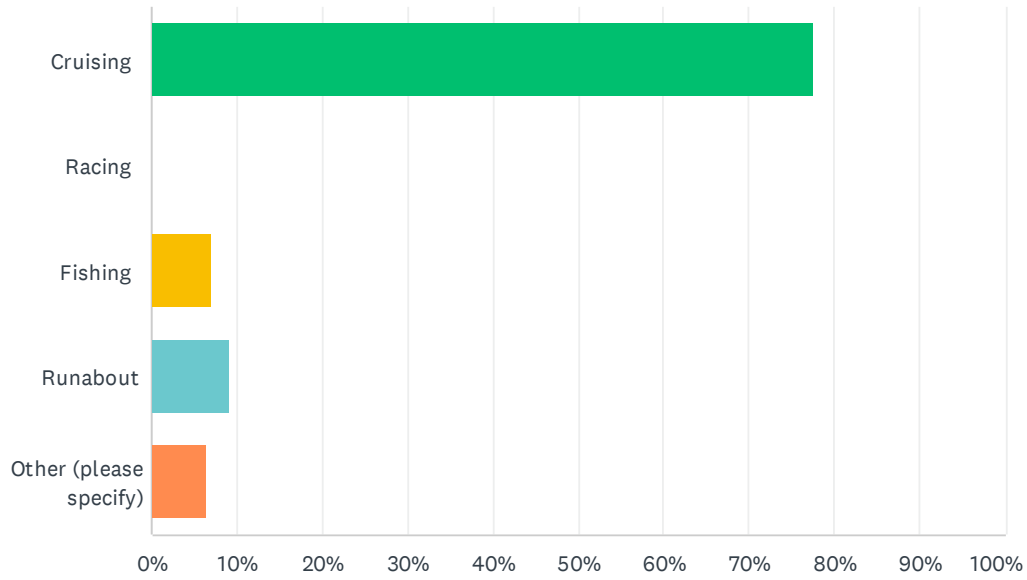
Answered: 135 Skipped: 19



ANSWER CHOICES	RESPONSES	
< 5'	80.74%	109
5' - 8'	17.78%	24
> 8'	1.48%	2
TOTAL		135

Q6 What is your primary boating activity?

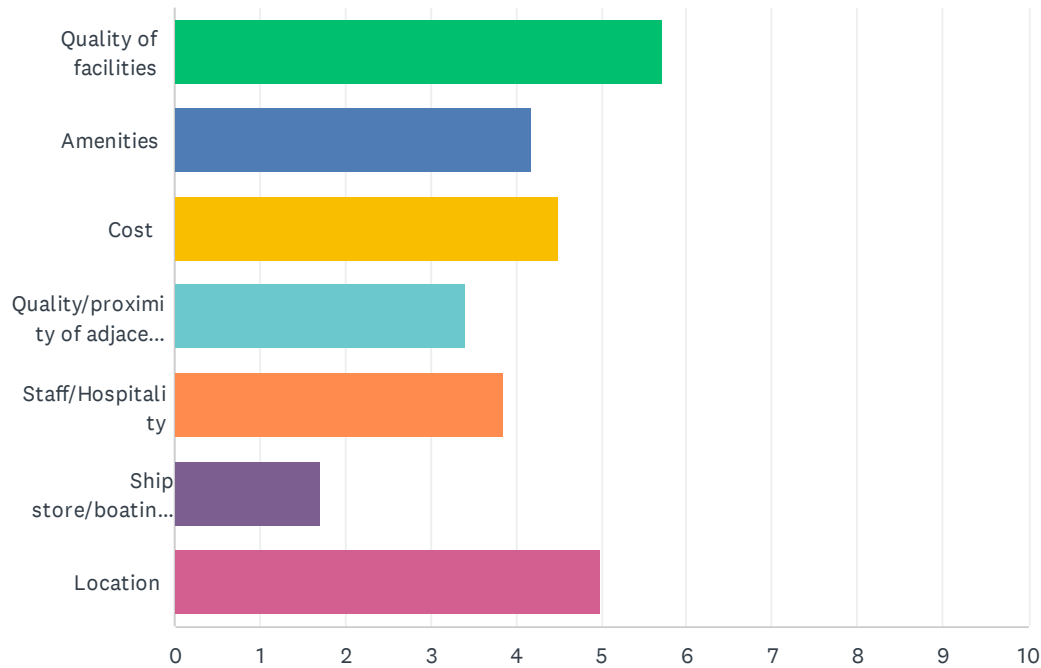
Answered: 143 Skipped: 11



ANSWER CHOICES	RESPONSES	
Cruising	77.62%	111
Racing	0.00%	0
Fishing	6.99%	10
Runabout	9.09%	13
Other (please specify)	6.29%	9
TOTAL		143

Q7 How do or would you select your seasonal (home) dockage location?
 Please arrange the following by level of importance (1 being most important down to 7 being least important.) Note: Drag or number choices to rank

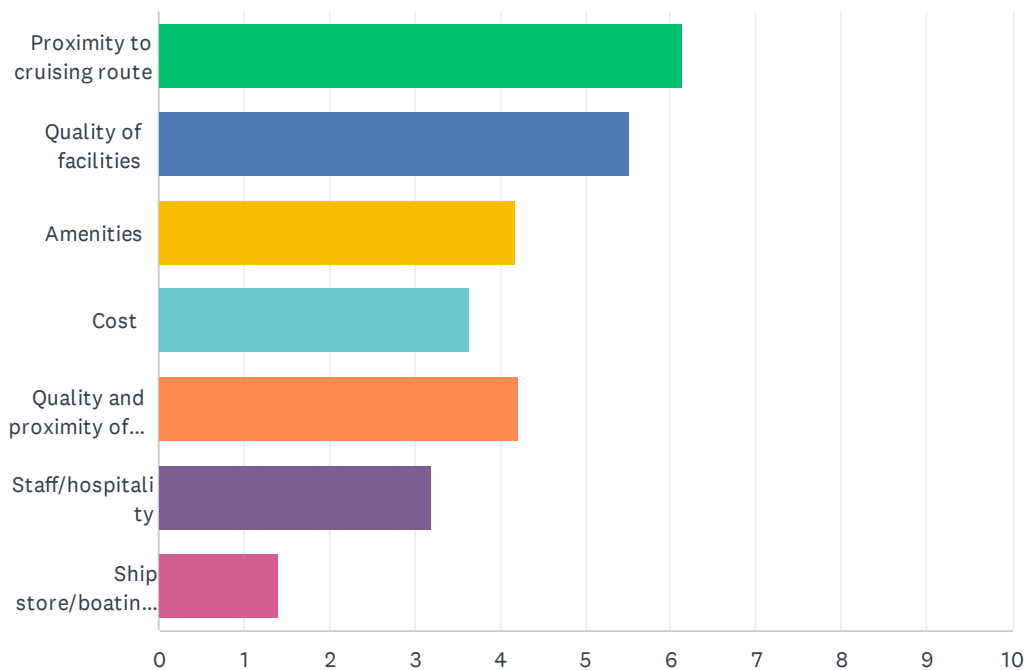
Answered: 135 Skipped: 19



	1	2	3	4	5	6	7	TOTAL	SCORE
Quality of facilities	28.46% 35	37.40% 46	20.33% 25	7.32% 9	4.88% 6	0.81% 1	0.81% 1	123	5.72
Amenities	3.94% 5	18.11% 23	23.62% 30	18.90% 24	19.69% 25	11.81% 15	3.94% 5	127	4.17
Cost	12.78% 17	17.29% 23	21.05% 28	20.30% 27	16.54% 22	9.02% 12	3.01% 4	133	4.50
Quality/proximity of adjacent activities/shopping/restaurants	4.03% 5	8.06% 10	12.10% 15	20.97% 26	17.74% 22	29.84% 37	7.26% 9	124	3.41
Staff/Hospitality	5.47% 7	8.59% 11	14.06% 18	27.34% 35	29.69% 38	12.50% 16	2.34% 3	128	3.86
Ship store/boating supplies and repair	1.52% 2	0.76% 1	3.03% 4	4.55% 6	4.55% 6	22.73% 30	62.88% 83	132	1.70
Location	45.93% 62	13.33% 18	5.93% 8	2.22% 3	7.41% 10	10.37% 14	14.81% 20	135	4.98

**Q8 How do/would you chose your transient (guest) harbor destinations?
Please arrange the following in order of importance (1 being most important down to 7 being least important). Note: Drag or number choices to rank**

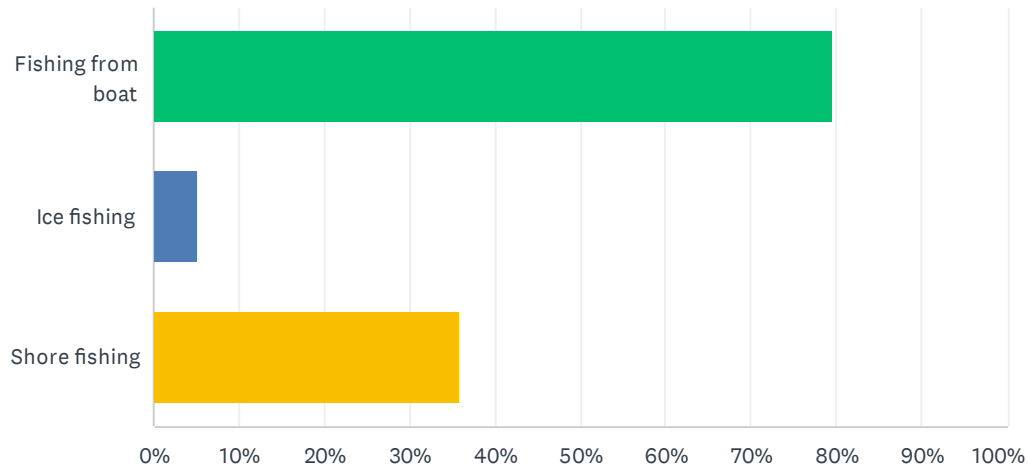
Answered: 120 Skipped: 34



	1	2	3	4	5	6	7	TOTAL	SCORE
Proximity to cruising route	57.02% 65	21.93% 25	11.40% 13	2.63% 3	3.51% 4	2.63% 3	0.88% 1	114	6.15
Quality of facilities	17.54% 20	41.23% 47	23.68% 27	13.16% 15	2.63% 3	0.88% 1	0.88% 1	114	5.52
Amenities	5.22% 6	10.43% 12	27.83% 32	26.09% 30	16.52% 19	12.17% 14	1.74% 2	115	4.18
Cost	4.39% 5	11.40% 13	10.53% 12	25.44% 29	21.05% 24	20.18% 23	7.02% 8	114	3.64
Quality and proximity of adjacent activities, shopping, and restaurants	13.56% 16	11.86% 14	17.80% 21	14.41% 17	25.42% 30	16.10% 19	0.85% 1	118	4.22
Staff/hospitality	4.27% 5	6.84% 8	7.69% 9	15.38% 18	23.93% 28	35.04% 41	6.84% 8	117	3.20
Ship store/boating supplies and repair	0.00% 0	0.00% 0	2.56% 3	3.42% 4	5.13% 6	10.26% 12	78.63% 92	117	1.41

Q9 Please indicate if you use the Edward C. Grace Memorial Harbor (marina facility) or the boating access site (launching facility), for any of the following fishing activities? (mark all that apply)

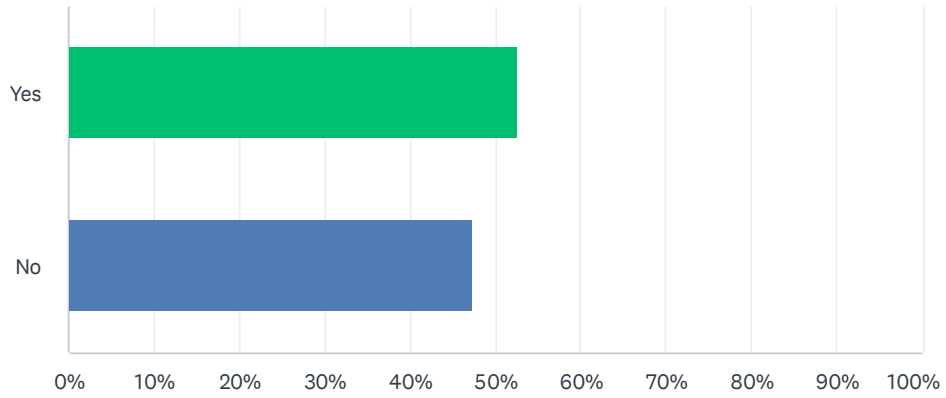
Answered: 39 Skipped: 115



ANSWER CHOICES	RESPONSES	
Fishing from boat	79.49%	31
Ice fishing	5.13%	2
Shore fishing	35.90%	14
Total Respondents: 39		

Q10 Is there a need for a fish cleaning station at Edward C. Grace Memorial Harbor or nearby?

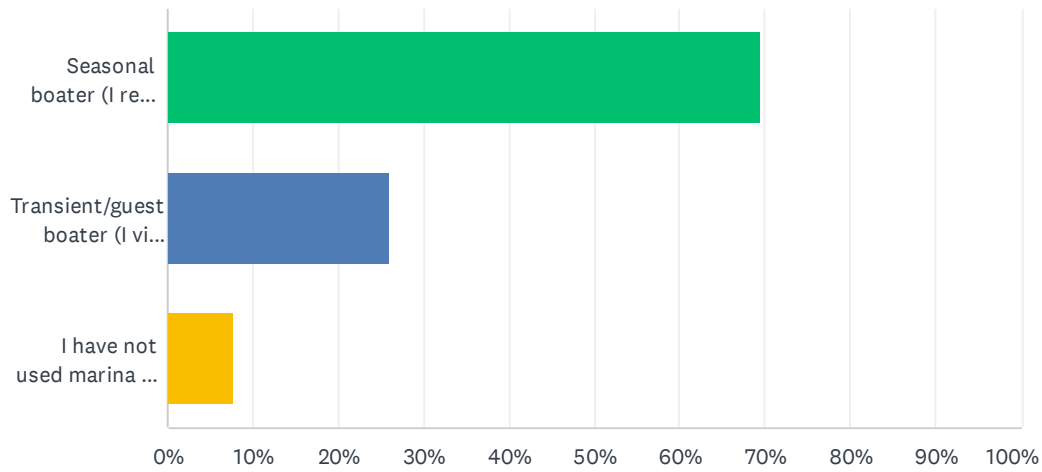
Answered: 112 Skipped: 42



ANSWER CHOICES	RESPONSES	
Yes	52.68%	59
No	47.32%	53
TOTAL		112

Q11 How have you boated at Edward C. Grace Memorial Harbor?

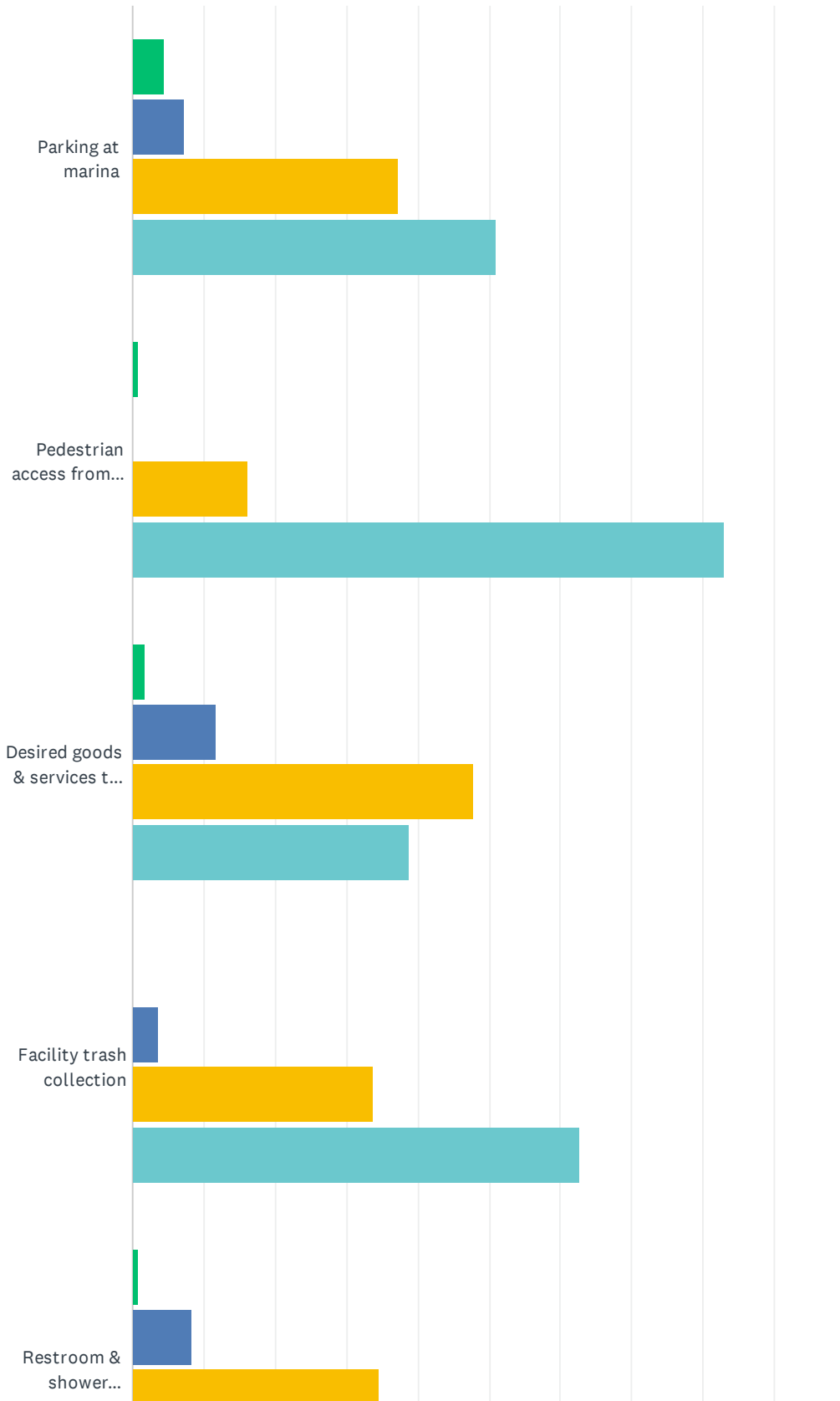
Answered: 131 Skipped: 23



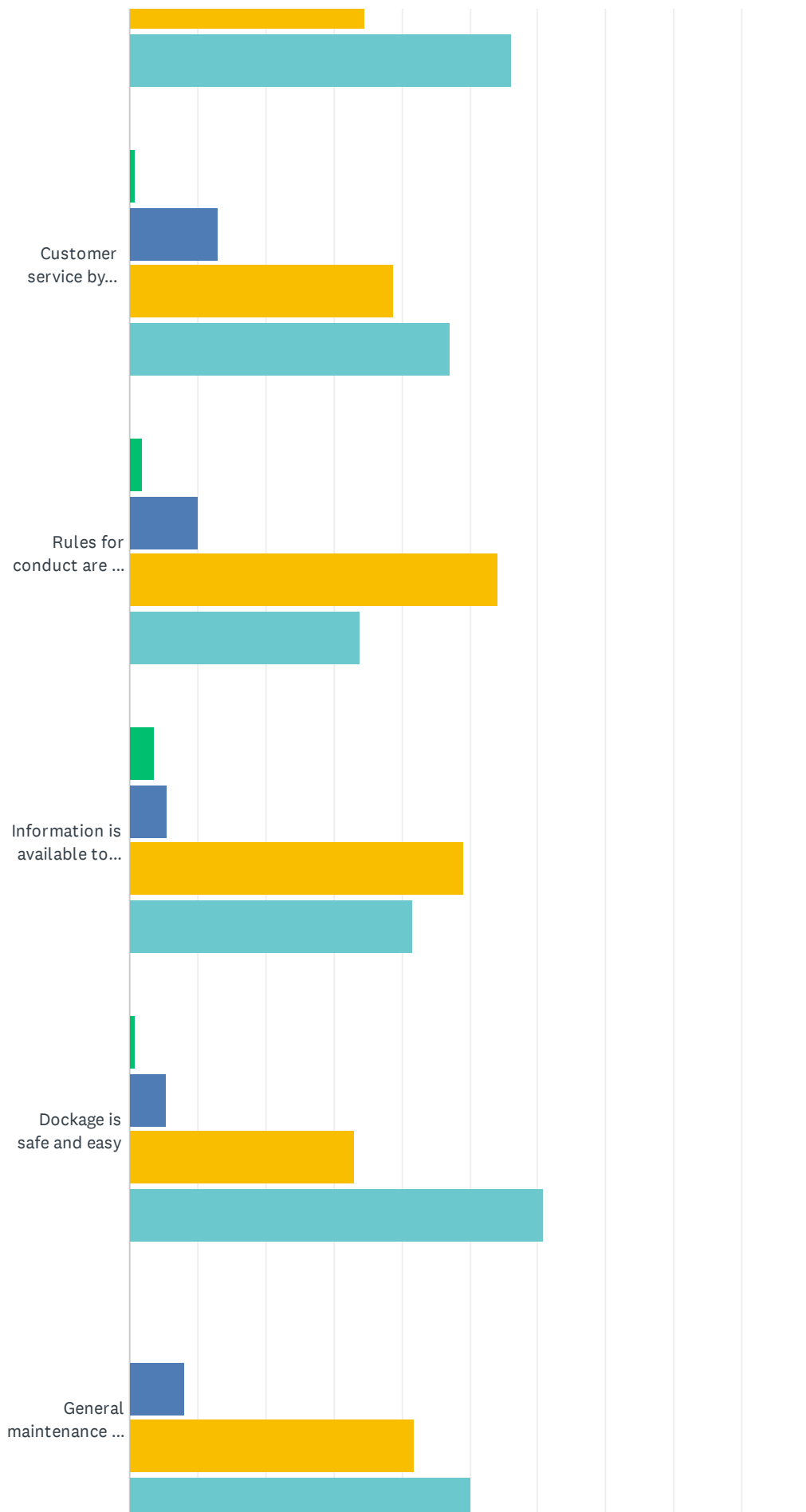
ANSWER CHOICES	RESPONSES	
Seasonal boater (I rent a slip all summer)	69.47%	91
Transient/guest boater (I visit occasionally)	25.95%	34
I have not used marina or boating access site at Edward C. Grace Memorial Harbor	7.63%	10
Total Respondents: 131		

Q12 Please rate harbor/marina facilities on a scale of poor to excellent

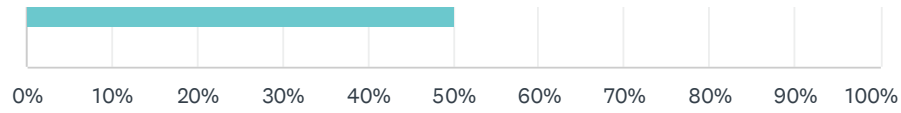
Answered: 112 Skipped: 42



Edward C. Grace Memorial Harbor Boater Survey



Edward C. Grace Memorial Harbor Boater Survey

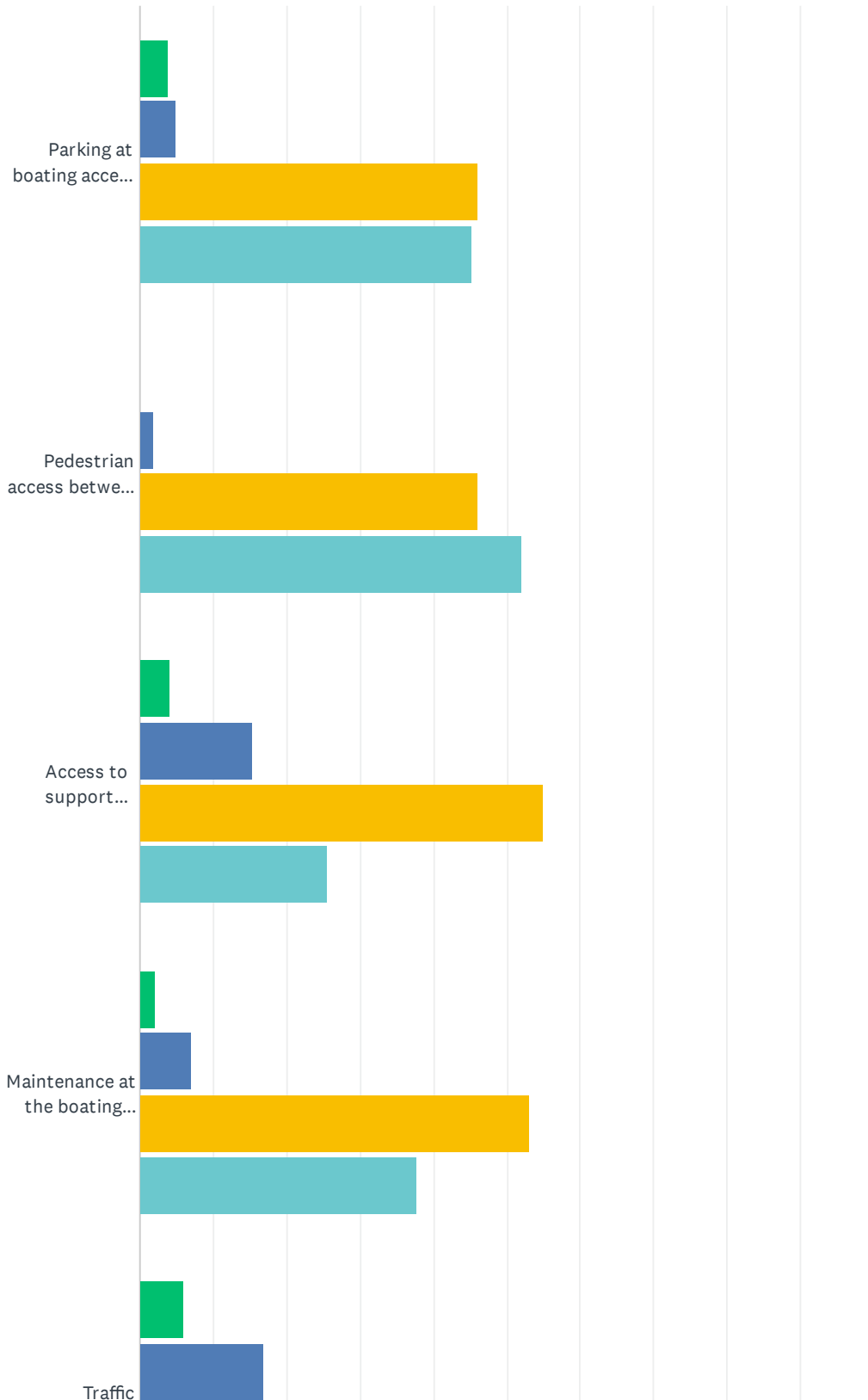


■ Poor
 ■ Fair
 ■ Good
 ■ Excellent

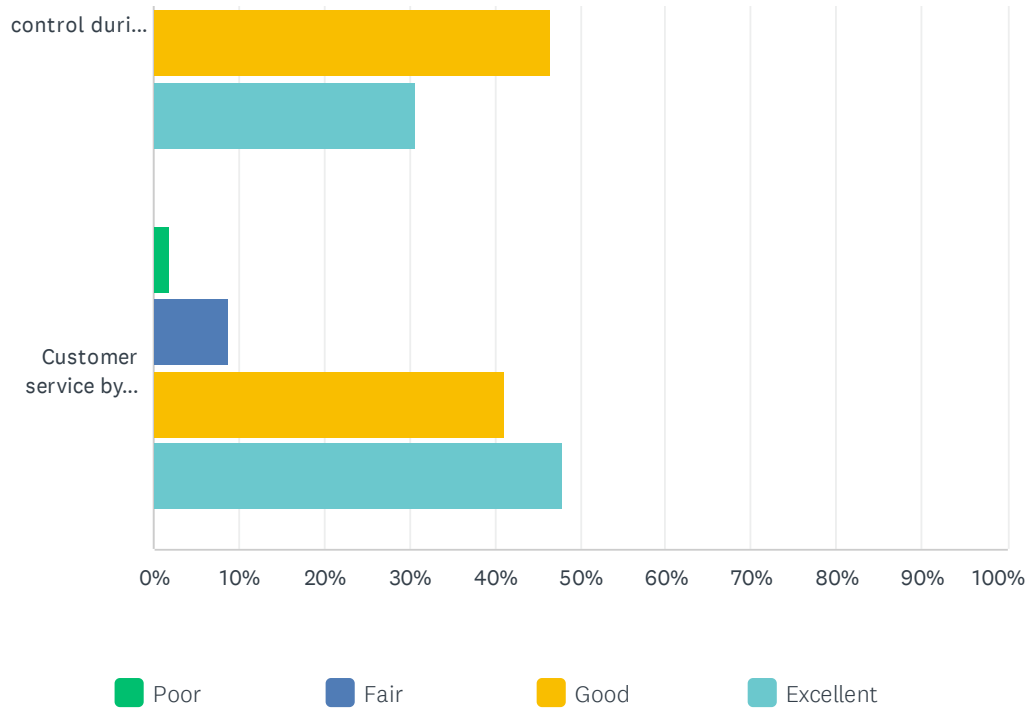
	POOR	FAIR	GOOD	EXCELLENT	TOTAL	WEIGHTED AVERAGE
Parking at marina	4.55% 5	7.27% 8	37.27% 41	50.91% 56	110	3.35
Pedestrian access from boat to the downtown is convenient	0.90% 1	0.00% 0	16.22% 18	82.88% 92	111	3.81
Desired goods & services that support your boating enjoyment are available in the Village	1.80% 2	11.71% 13	47.75% 53	38.74% 43	111	3.23
Facility trash collection	0.00% 0	3.64% 4	33.64% 37	62.73% 69	110	3.59
Restroom & shower facilities are maintained	0.93% 1	8.41% 9	34.58% 37	56.07% 60	107	3.46
Customer service by harbor attendants	0.93% 1	12.96% 14	38.89% 42	47.22% 51	108	3.32
Rules for conduct are in place, well communicated and enforced	1.83% 2	10.09% 11	54.13% 59	33.94% 37	109	3.20
Information is available to find your way around the Village	3.70% 4	5.56% 6	49.07% 53	41.67% 45	108	3.29
Dockage is safe and easy	0.89% 1	5.36% 6	33.04% 37	60.71% 68	112	3.54
General maintenance and condition of harbor/marina	0.00% 0	8.18% 9	41.82% 46	50.00% 55	110	3.42

Q13 Please rate boating access site facilities on a scale of poor to excellent

Answered: 105 Skipped: 49



Edward C. Grace Memorial Harbor Boater Survey



	POOR	FAIR	GOOD	EXCELLENT	TOTAL	WEIGHTED AVERAGE
Parking at boating access site	3.85% 4	4.81% 5	46.15% 48	45.19% 47	104	3.33
Pedestrian access between the marina and boating access site	0.00% 0	1.96% 2	46.08% 47	51.96% 53	102	3.50
Access to support facilities at the boating access site, such as fish cleaning station and restroom	4.08% 4	15.31% 15	55.10% 54	25.51% 25	98	3.02
Maintenance at the boating access site	2.04% 2	7.14% 7	53.06% 52	37.76% 37	98	3.27
Traffic control during busy use periods	5.94% 6	16.83% 17	46.53% 47	30.69% 31	101	3.02
Customer service by employees	1.96% 2	8.82% 9	41.18% 42	48.04% 49	102	3.35

Q14 Please list three priorities you see for the harbor in next 5-10 years.

Answered: 90 Skipped: 64

ANSWER CHOICES	RESPONSES	
Priority 1	100.00%	90
Priority 2	90.00%	81
Priority 3	72.22%	65

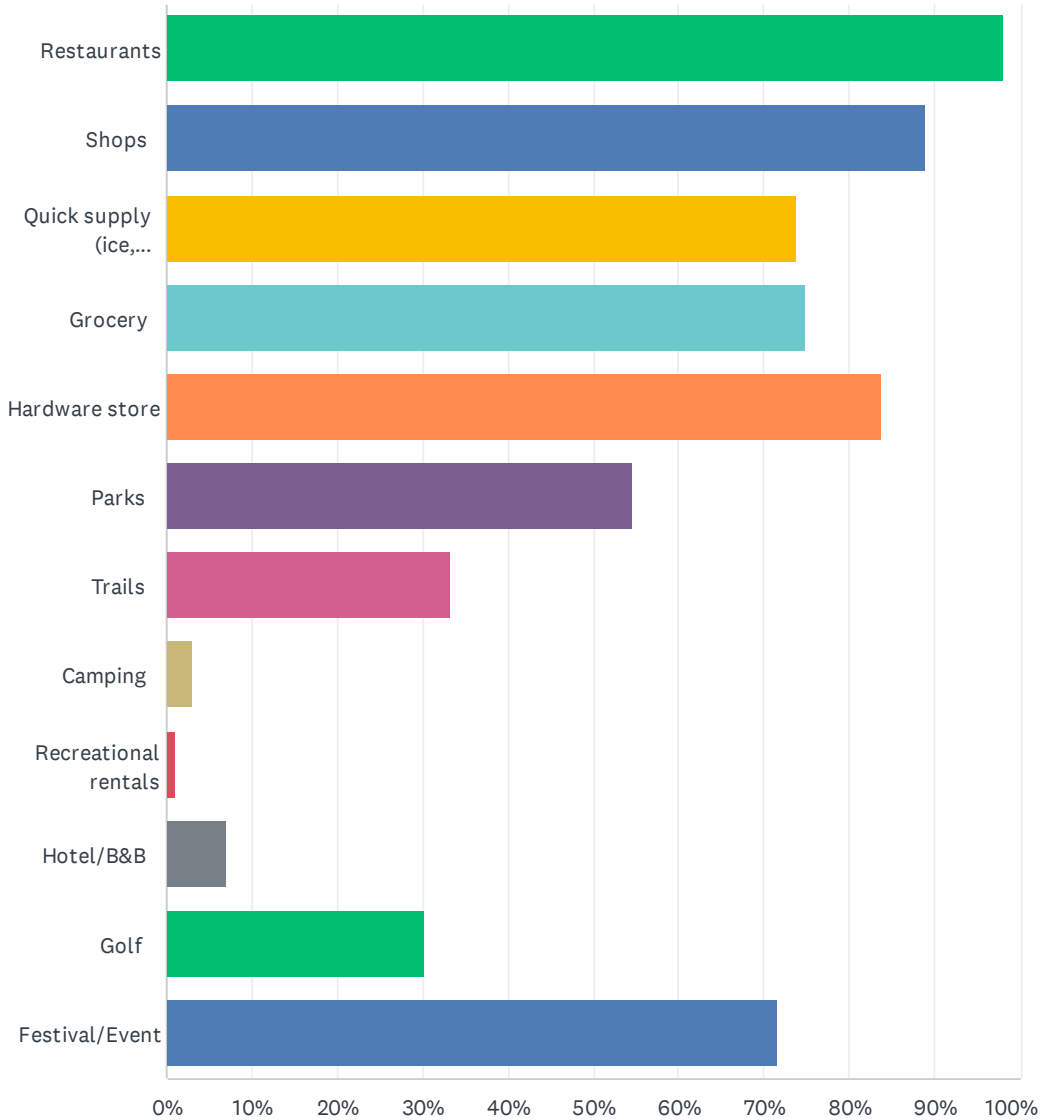
Q15 Please list three priorities you see for the harbor in next 10-20 years.

Answered: 62 Skipped: 92

ANSWER CHOICES	RESPONSES	
Priority 1	100.00%	62
Priority 2	58.06%	36
Priority 3	37.10%	23

Q16 Please describe the Village services you've utilized during your harbor visit

Answered: 99 Skipped: 55

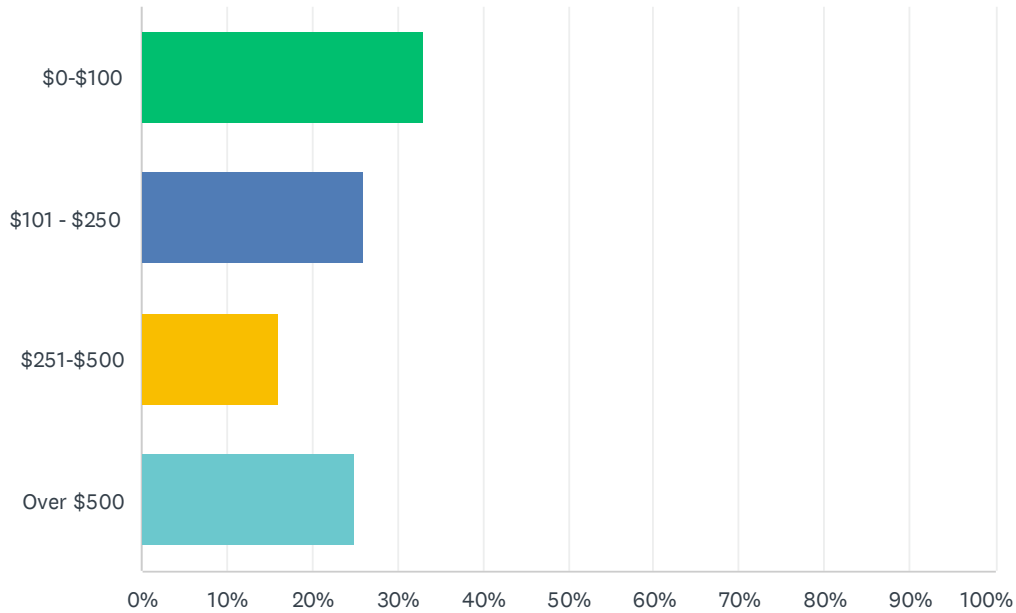


Edward C. Grace Memorial Harbor Boater Survey

ANSWER CHOICES	RESPONSES	
Restaurants	97.98%	97
Shops	88.89%	88
Quick supply (ice, beverages, etc)	73.74%	73
Grocery	74.75%	74
Hardware store	83.84%	83
Parks	54.55%	54
Trails	33.33%	33
Camping	3.03%	3
Recreational rentals	1.01%	1
Hotel/B&B	7.07%	7
Golf	30.30%	30
Festival/Event	71.72%	71
Total Respondents: 99		

Q17 How much do you spend in the Village on average when visiting marina/harbor or boat launch access?

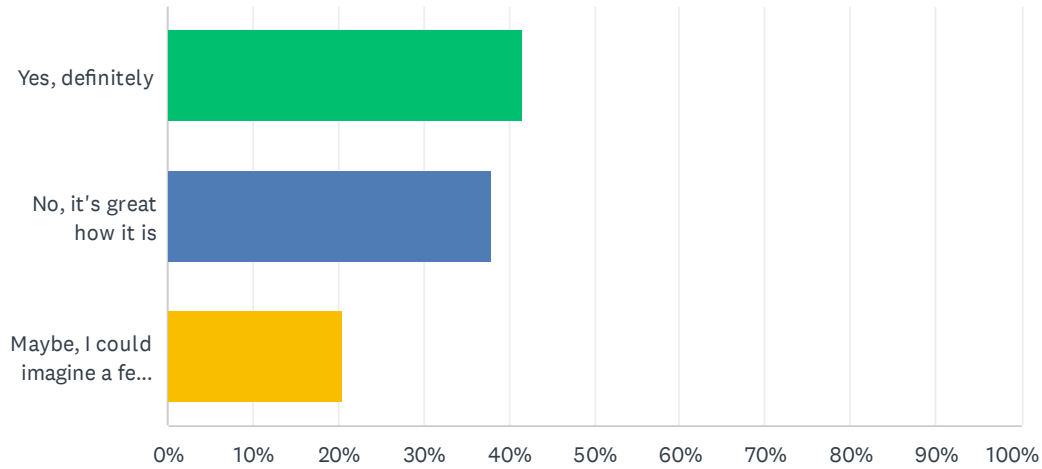
Answered: 100 Skipped: 54



ANSWER CHOICES	RESPONSES	
\$0-\$100	33.00%	33
\$101 - \$250	26.00%	26
\$251-\$500	16.00%	16
Over \$500	25.00%	25
TOTAL		100

Q18 Should Elk Rapids explore improving or adding to the vibrancy of its waterfront?

Answered: 108 Skipped: 46



ANSWER CHOICES	RESPONSES	
Yes, definitely	41.67%	45
No, it's great how it is	37.96%	41
Maybe, I could imagine a few improvements	20.37%	22
TOTAL		108

Q19 If you answered Yes or Maybe to previous question, please elaborate on the improvements or additions you'd like to see

Answered: 42 Skipped: 112

ANSWER CHOICES	RESPONSES	
Suggested Improvement 1	100.00%	42
Suggested Improvement 2	78.57%	33
Suggested Improvement 3	38.10%	16
Suggested Improvement 4	16.67%	7

Q20 What is the single most important improvement that could be made to Edward C. Grace Memorial Harbor to make it more desirable to you?

Answered: 98 Skipped: 56