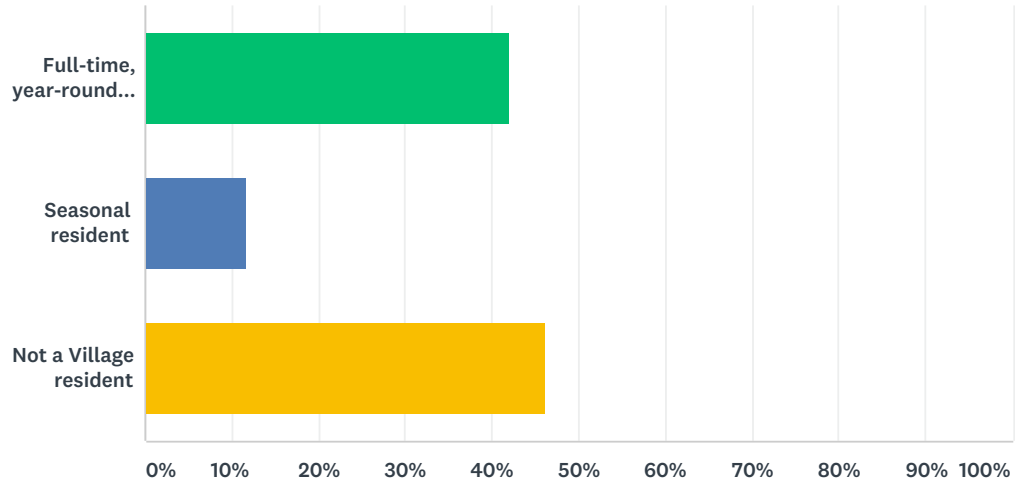


## Q1 Are you a resident of the Village of Elk Rapids?

Answered: 424 Skipped: 9

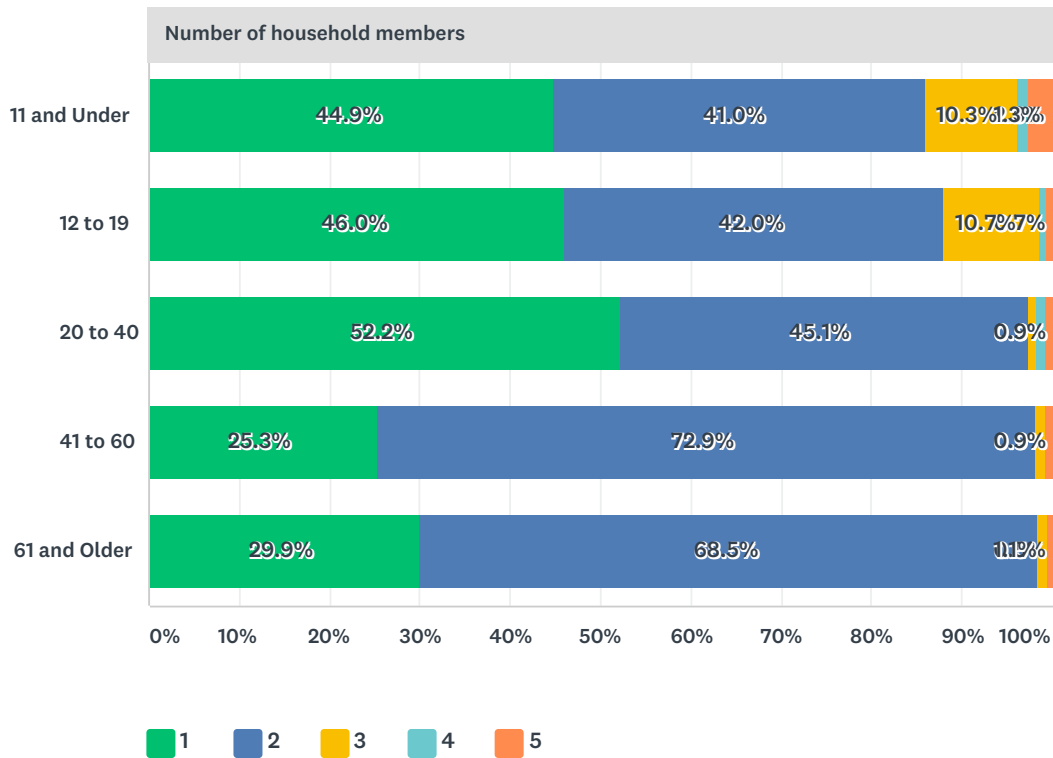


ANSWER CHOICES	RESPONSES	
Full-time, year-round resident	41.98%	178
Seasonal resident	11.79%	50
Not a Village resident	46.23%	196
<b>TOTAL</b>		<b>424</b>

Village of Elk Rapids Recreation Questionnaire

Q2 Please select the number of your household members that fit into the following age ranges.

Answered: 427 Skipped: 6

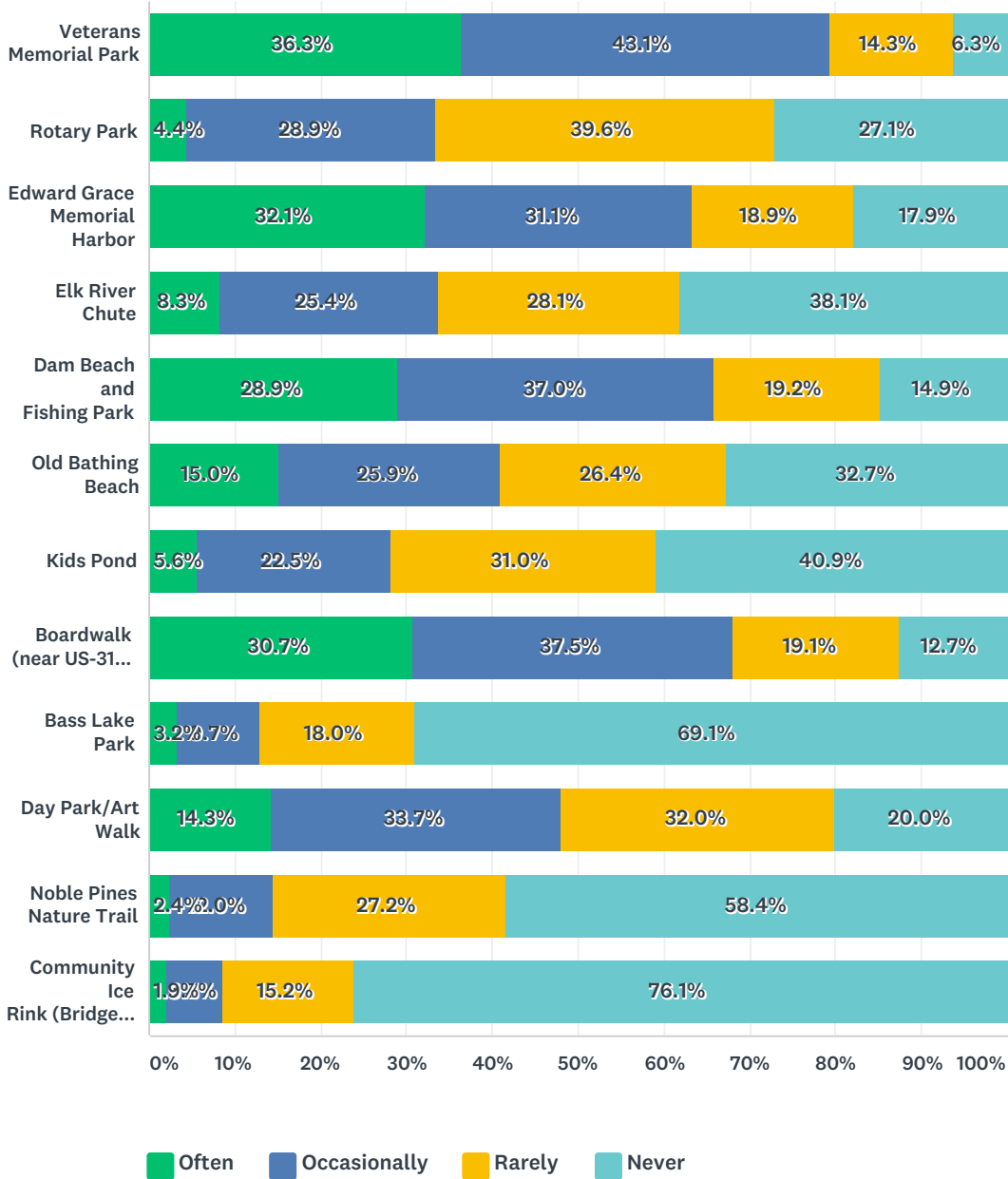


Number of household members											
	1	2	3	4	5	TOTAL					
11 and Under	44.9%	41.0%	10.3%	1.3%	2.6%	35	32	8	1	2	78
12 to 19	46.0%	42.0%	10.7%	0.7%	0.7%	69	63	16	1	1	150
20 to 40	52.2%	45.1%	0.9%	0.9%	0.9%	59	51	1	1	1	113
41 to 60	25.3%	72.9%	0.9%	0.0%	0.9%	58	167	2	0	2	229
61 and Older	29.9%	68.5%	1.1%	0.0%	0.5%	55	126	2	0	1	184

Village of Elk Rapids Recreation Questionnaire

### Q3 How often do you use the following Village recreation facilities?

Answered: 432 Skipped: 1



	OFTEN	OCCASIONALLY	RARELY	NEVER	TOTAL
Veterans Memorial Park	36.3% 155	43.1% 184	14.3% 61	6.3% 27	427
Rotary Park	4.4% 18	28.9% 118	39.6% 162	27.1% 111	409
Edward Grace Memorial Harbor	32.1% 136	31.1% 132	18.9% 80	17.9% 76	424
Elk River Chute	8.3% 34	25.4% 104	28.1% 115	38.1% 156	409

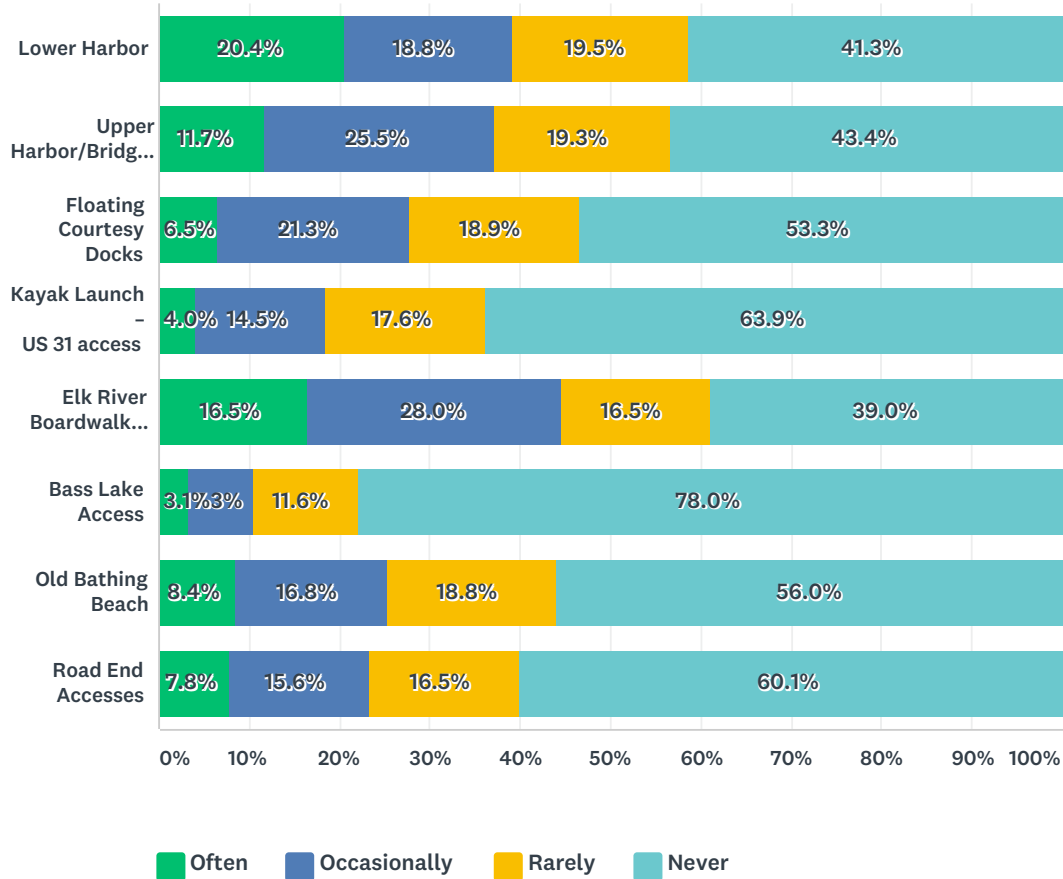
## Village of Elk Rapids Recreation Questionnaire

Dam Beach and Fishing Park	28.9% 122	37.0% 156	19.2% 81	14.9% 63	422
Old Bathing Beach	15.0% 62	25.9% 107	26.4% 109	32.7% 135	413
Kids Pond	5.6% 23	22.5% 93	31.0% 128	40.9% 169	413
Boardwalk (near US-31 bridge)	30.7% 130	37.5% 159	19.1% 81	12.7% 54	424
Bass Lake Park	3.2% 13	9.7% 40	18.0% 74	69.1% 284	411
Day Park/Art Walk	14.3% 60	33.7% 141	32.0% 134	20.0% 84	419
Noble Pines Nature Trail	2.4% 10	12.0% 50	27.2% 113	58.4% 243	416
Community Ice Rink (Bridge St.)	1.9% 8	6.7% 28	15.2% 63	76.1% 316	415

Village of Elk Rapids Recreation Questionnaire

## Q4 How often do you use the following Village water access sites?

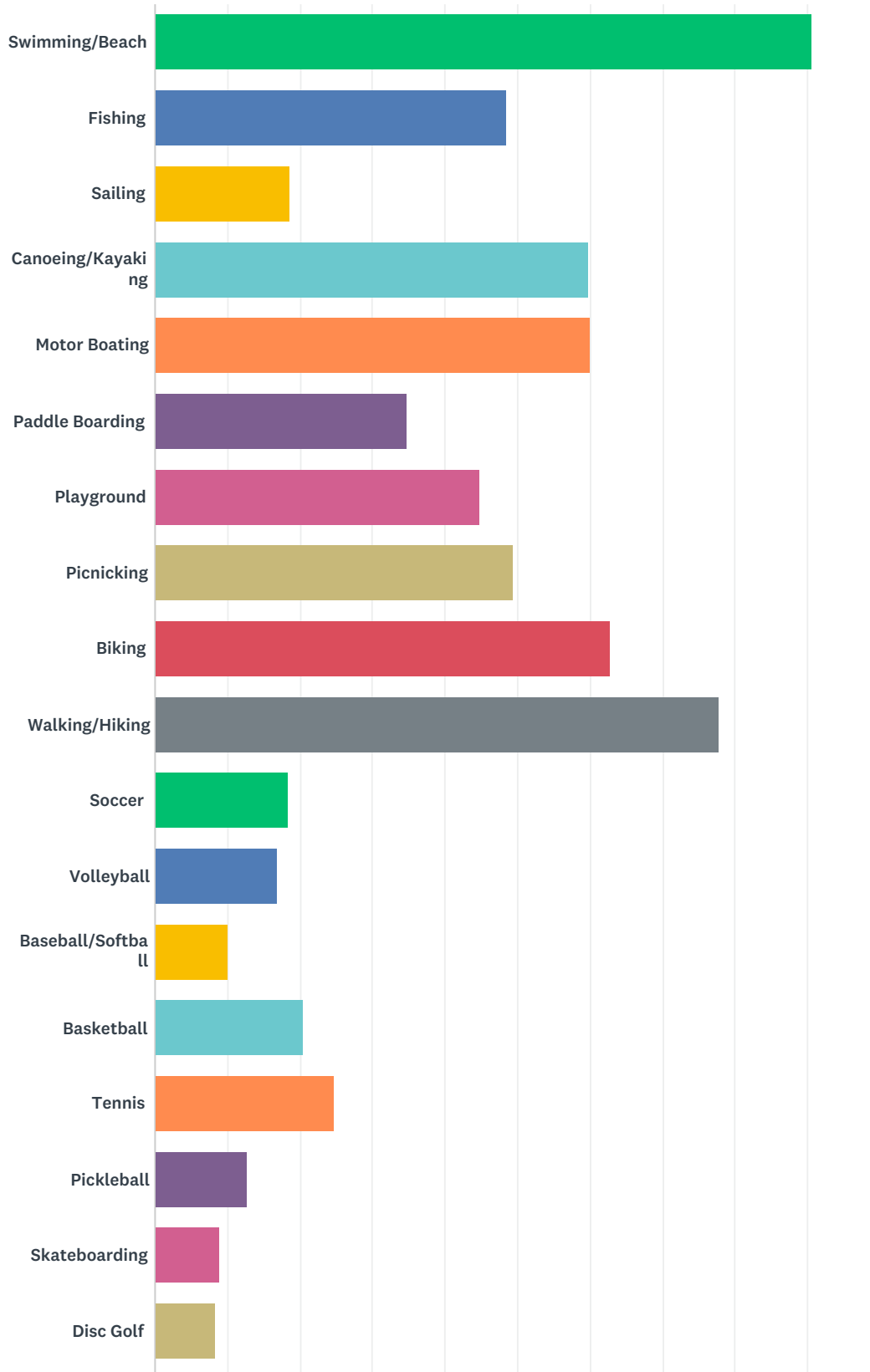
Answered: 430 Skipped: 3



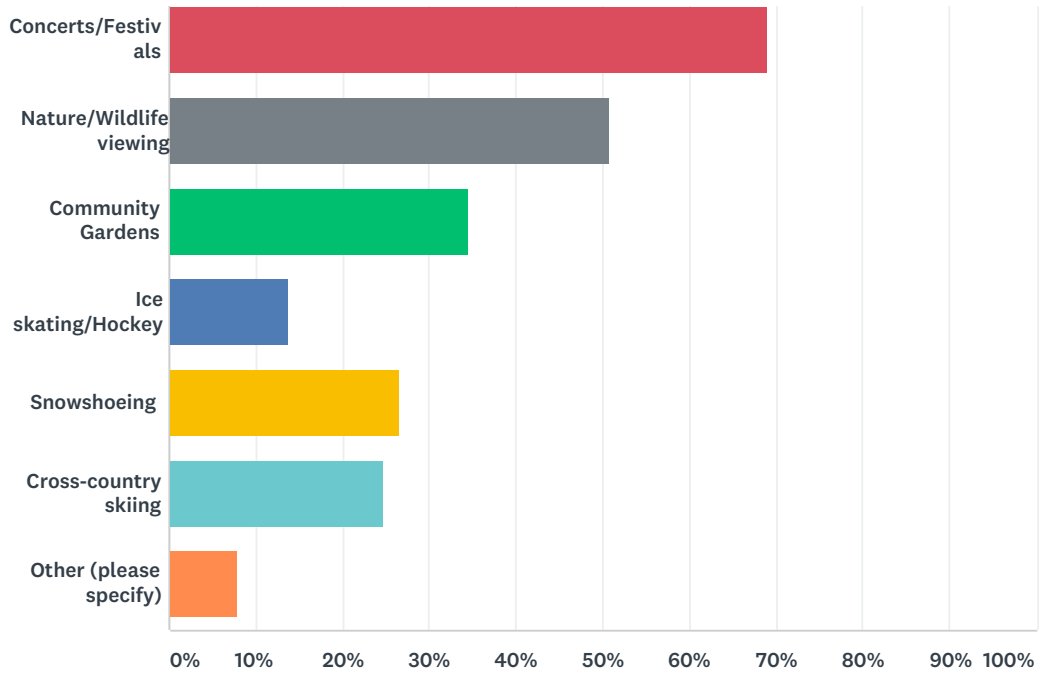
	OFTEN	OCCASIONALLY	RARELY	NEVER	TOTAL
Lower Harbor	20.4% 86	18.8% 79	19.5% 82	41.3% 174	421
Upper Harbor/Bridge St. Ramp	11.7% 49	25.5% 107	19.3% 81	43.4% 182	419
Floating Courtesy Docks	6.5% 27	21.3% 89	18.9% 79	53.3% 223	418
Kayak Launch – US 31 access	4.0% 17	14.5% 61	17.6% 74	63.9% 269	421
Elk River Boardwalk Access	16.5% 69	28.0% 117	16.5% 69	39.0% 163	418
Bass Lake Access	3.1% 13	7.3% 30	11.6% 48	78.0% 322	413
Old Bathing Beach	8.4% 35	16.8% 70	18.8% 78	56.0% 233	416
Road End Accesses	7.8% 32	15.6% 64	16.5% 68	60.1% 247	411

# Q5 What recreational activities do you and members of your household enjoy (check all that apply)?

Answered: 429 Skipped: 4



## Village of Elk Rapids Recreation Questionnaire



ANSWER CHOICES	RESPONSES	
Swimming/Beach	90.68%	389
Fishing	48.48%	208
Sailing	18.65%	80
Canoeing/Kayaking	59.91%	257
Motor Boating	60.14%	258
Paddle Boarding	34.73%	149
Playground	44.76%	192
Picnicking	49.42%	212
Biking	62.70%	269
Walking/Hiking	77.86%	334
Soccer	18.41%	79
Volleyball	17.02%	73
Baseball/Softball	10.02%	43
Basketball	20.51%	88
Tennis	24.71%	106
Pickleball	12.82%	55
Skateboarding	9.09%	39
Disc Golf	8.39%	36
Concerts/Festivals	69.00%	296
Nature/Wildlife viewing	50.82%	218

## Village of Elk Rapids Recreation Questionnaire

Community Gardens	34.50%	148
Ice skating/Hockey	13.75%	59
Snowshoeing	26.57%	114
Cross-country skiing	24.71%	106
Other (please specify)	7.93%	34
Total Respondents: 429		



## Q6 Overall how would you rate the Village of Elk Rapids Parks and Recreation Program?

Answered: 432 Skipped: 1

	EXCELLENT	GOOD	FAIR	POOR	NO OPINION	TOTAL	WEIGHTED AVERAGE
Variety of Park Facilities	38.98% 168	48.49% 209	9.28% 40	0.70% 3	2.55% 11	431	1.79
Maintenance of Park Facilities	43.49% 187	44.65% 192	8.84% 38	0.93% 4	2.09% 9	430	1.73
Recreation Programming	18.46% 79	31.54% 135	21.73% 93	6.78% 29	21.50% 92	428	2.81
Art & Cultural Events	28.14% 121	46.51% 200	13.95% 60	2.56% 11	8.84% 38	430	2.17

## Q7 Overall how would you rate the Village of Elk Rapids Harbor operations and facilities?

Answered: 432 Skipped: 1

	EXCELLENT	GOOD	FAIR	POOR	NO OPINION	TOTAL	WEIGHTED AVERAGE
Size of the facilities	43.16% 186	35.73% 154	4.87% 21	0.93% 4	15.31% 66	431	2.10
Marketing, Events, and Partnerships	31.25% 135	32.87% 142	11.81% 51	2.78% 12	21.30% 92	432	2.50
Maintenance	47.92% 207	32.18% 139	4.86% 21	1.16% 5	13.89% 60	432	2.01
Infrastructure Improvements	38.00% 163	31.93% 137	8.62% 37	1.86% 8	19.58% 84	429	2.33

## Q8 What improvements and/or additional recreational opportunities would you like to see at the Village's recreational facilities?

Answered: 160 Skipped: 273

ANSWER CHOICES	RESPONSES	
Veterans Memorial Park	36.25%	58
Rotary Park	19.38%	31
Edward Grace Memorial Harbor	43.13%	69
Elk River Chute	23.75%	38
Dam Beach and Fishing Park	31.87%	51
Old Bathing Beach	18.75%	30
Kids Pond	11.88%	19
Boardwalk (near US-31 bridge)	16.88%	27
Bass Lake Park	13.75%	22
Day Park/Art Walk	18.75%	30
Noble Pines Nature Trail	13.13%	21
Community Ice Rink (Bridge St.)	18.75%	30

## Q9 What improvements would you like to see at the Village's water access sites?

Answered: 62 Skipped: 371

ANSWER CHOICES	RESPONSES	
Lower Harbor	54.84%	34
Upper Harbor/Bridge St. Ramp	41.94%	26
Floating Courtesy Docks	32.26%	20
Kayak Launch - US 31 access	35.48%	22
Elk River Boardwalk Access	29.03%	18
Bass Lake Access	32.26%	20
Old Bathing Beach	29.03%	18

**Q10 Are there additional recreational facilities and/or opportunities that you would you like to see in the Village that are not provided at present?  
Please list below.**

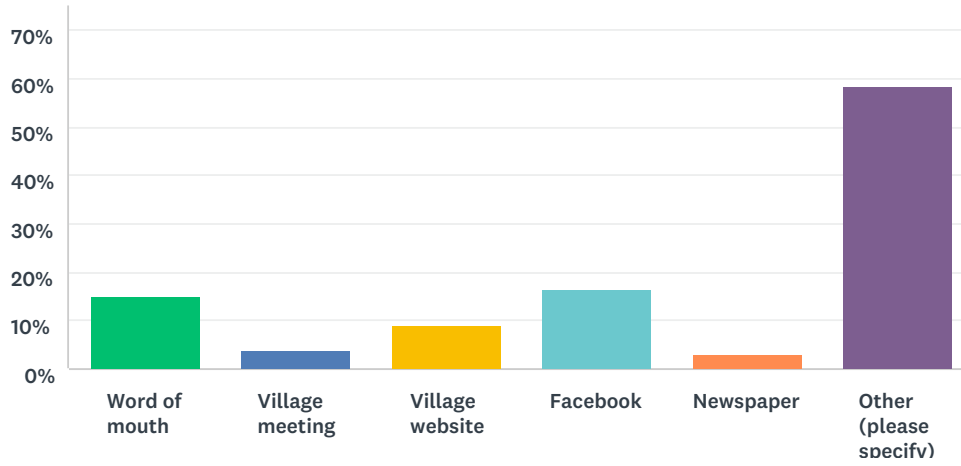
Answered: 107 Skipped: 326

**Q11 Please share any additional comments and/or suggestions you may have regarding recreation in the Village of Elk Rapids.**

Answered: 75 Skipped: 358

## Q12 How did you learn about this survey?

Answered: 415 Skipped: 18



ANSWER CHOICES	RESPONSES	
Word of mouth	14.94%	62
Village meeting	3.61%	15
Village website	8.92%	37
Facebook	16.63%	69
Newspaper	3.13%	13
Other (please specify)	58.55%	243
Total Respondents: 415		